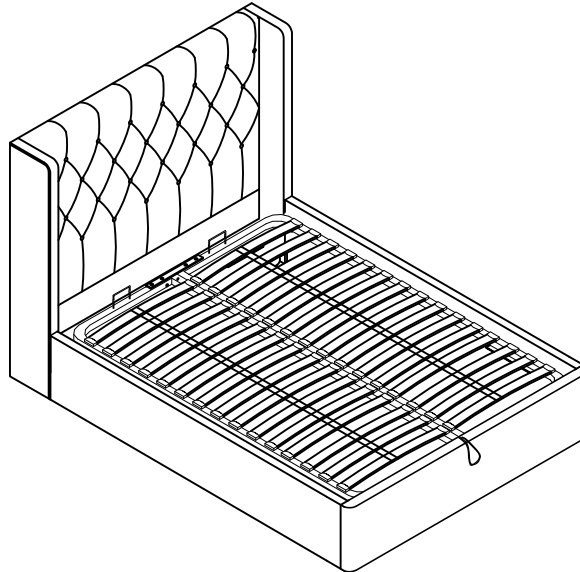


Ives ottoman Bed - Assembly Instructions

Product size: Double:1410mm H x 1475mm W x 2070mm D
 King:1410mm H x 1625mm W x 2170mm D
 Superking:1410mm H x 1925mm W x 2170mm D



Important - read this guide carefully and retain for future reference.

Ottoman Safety Warnings

- You must ensure that the mattress is on the bed frame before operating the lift mechanism – Failure to do so could result in injury.
- Keep hands clear of the mechanism when opening or closing the ottoman.
- Beware of entrapment – Never reach in through the mechanism to access the storage area.
- Always ensure that the ottoman is FULLY opened before accessing the storage area.
- Do not exceed the maximum mattress weight as specified in the table below:

Bed	Bed Size	Piston Strength (N/M)	Min Mattress Weight (kg)	Max Mattress Weight (kg)
Ives (manual)	Double	900	25	45
	King	900	25	45
	SuperKing	1000	28	50



If you require any advice during assembly, please call our customer service team on 01243 380600

Please retain these assembly instructions for future use

Ives ottoman Bed

Before you start

Thank you for purchasing this Ives bed.

Please read these instructions fully prior to assembly to familiarise yourself with the various stages of construction. Carefully open all packs supplied and check the contents against the parts and fittings check list.

Do not destroy any of the packaging until you are certain that you have all the necessary parts for the assembly.

This item is heavy once assembled. Please try to assemble the item as close as possible to the point of use. Take care when moving the item to avoid personal injury or damage to the product and always lift rather than drag.

There are small components used in the construction of this furniture as well as plastic packaging, these should be kept away from young children whilst assembling.

Product Safety

All assembly fastenings should always be tightened properly, and care should be taken to ensure that no fittings are loose.

Periodically check and ensure that all components are in their proper position, free from damage, and that all connectors are tight.

Please note depending on the lighting, positioning and surroundings of your room, the shade of the colour can sometimes appear slightly different. Over a period of time the colour might lighten or fade slightly due to light exposure.

Product Care

To clean, slightly moisten cloth with water and wipe surfaces. A damp cloth holds dust and prevents damage. repeat with a dry, soft, lint-free cloth. Do not use abrasives or cleaning products which may contain ammonia or solvents.

Number of people required to assemble
Two people to assemble the product and two people to lift in to position.


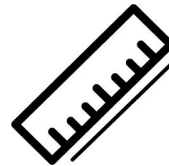


Time to assemble



(one hour)

Necessary tools



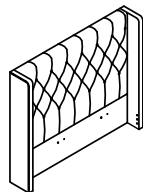
Missing parts or faulty products

If you are missing any fixtures or fittings during assembly, or a part is unfortunately faulty please call our customer service team on 01243 380600

feather&black

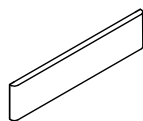
Ives ottoman Bed

Components supplied (not actual size)



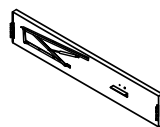
Ref: A

Double:1475x1410mm
King:1625x1410mm
Superking:1925x1410mm
Quantity: 1



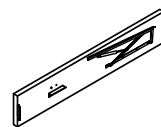
Ref: B

Double:1475x400mm
King:1625x400mm
Superking:1925x40mm
Quantity: 1



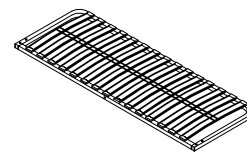
Ref: C

Double:1755x400mm
King:1855x400mm
Superking:1855x400mm
Quantity: 1



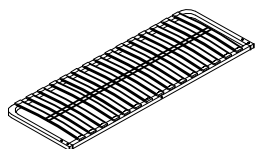
Ref: D

Double:1755x400mm
King:1855x400mm
Superking:1855x400mm
Quantity: 1



Ref: E

Double:1880x670mm
King:1980x745mm
Superking:1980x895mm
Quantity: 1



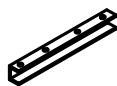
Ref: F

Double:1880x670mm
King:1980x745mm
Superking:1980x895mm
Quantity: 1



Ref: G

115x95mm
Quantity: 2



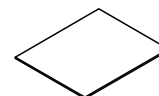
Ref: H

300x46mm
Quantity: 2



Ref: I

100x40mm
(mm) Quantity: 4



Ref: J

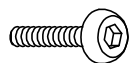
Double:1365x995mm
King:1515x1005mm
Superking:1815x1005mm
(mm) Quantity: 2



Ref: K


400x50mm
Quantity: 1

Fixtures and fittings supplied (not actual size)



Ref: a

M 8 * 20 mm
Quantity: 8



Ref: b

M8 * 80 mm
Quantity: 1



Ref: c

M6 * 60 mm
Quantity: 6



Ref: d

M6 * 40 mm
Quantity: 8



Ref: e

M8
Quantity: 1



Ref: f

M6
Quantity: 6



Ref: g

M6
Quantity: 8



Ref: h

8mm
Quantity: 10



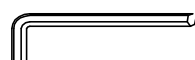
Ref: i

6mm
Quantity: 20




Ref: i

4mm
Quantity: 2




Ref: k

5mm
Quantity: 1



Ref: l

11mm
Quantity: 1



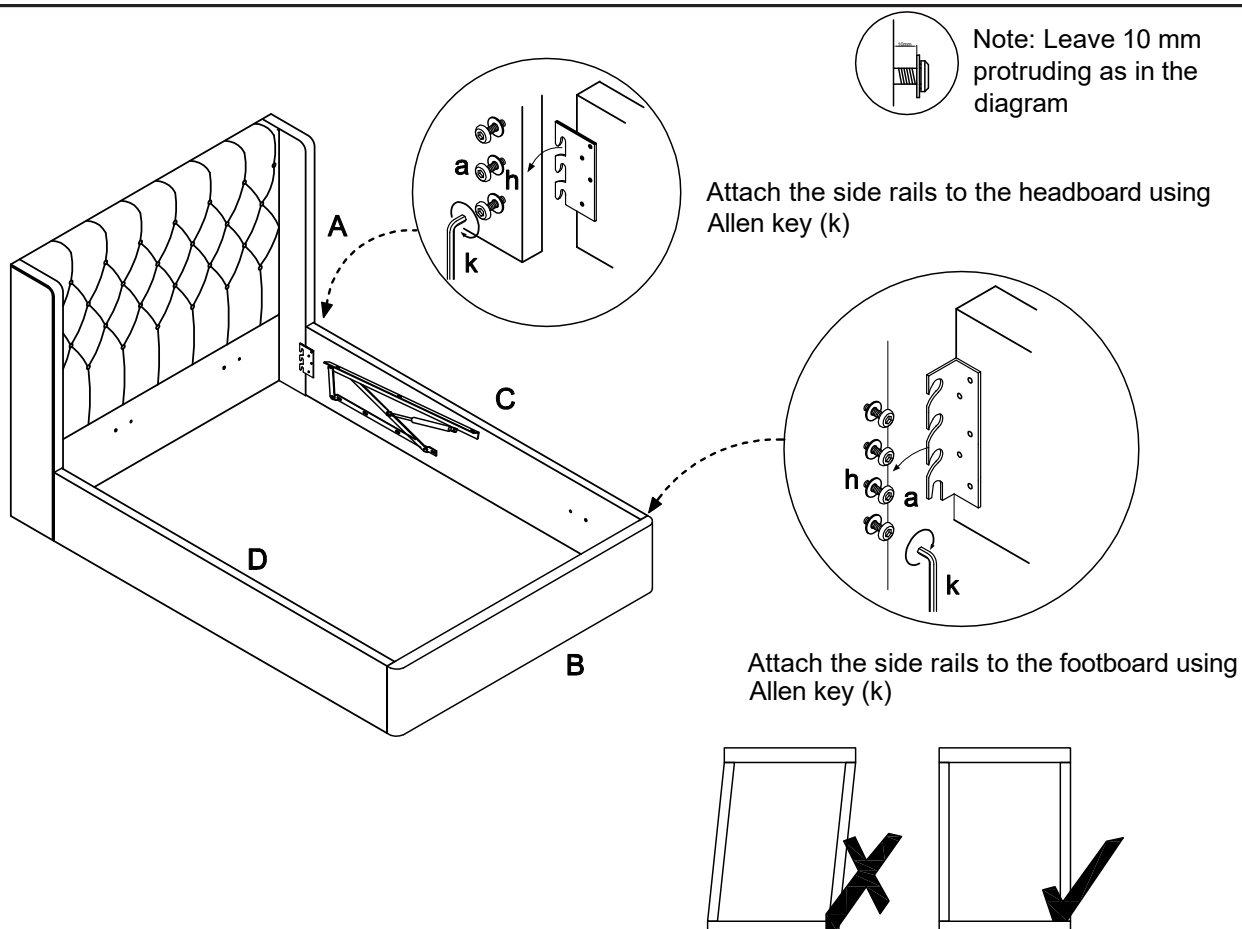
Ref: m

13mm
Quantity: 1

feather&black

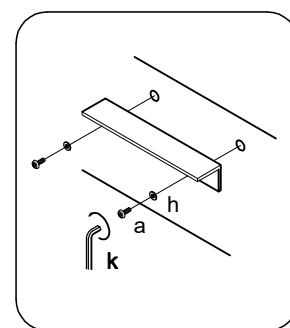
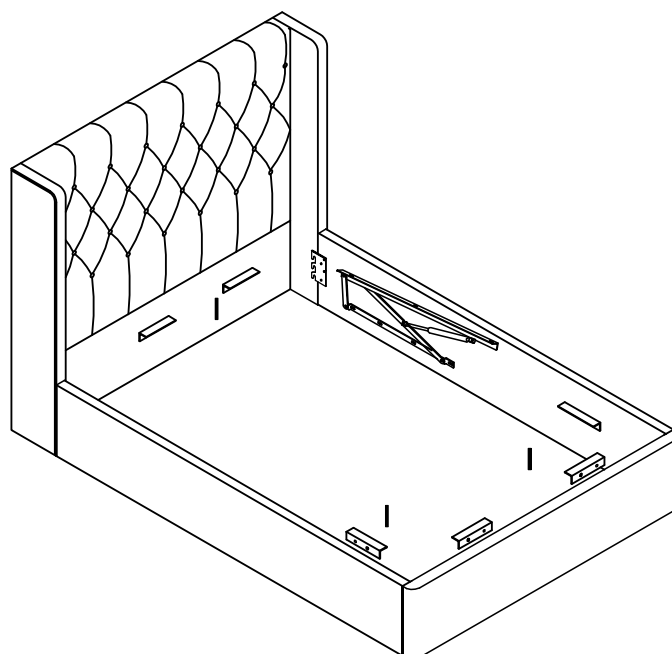
Ives ottoman Bed

1.






k  x1

2.



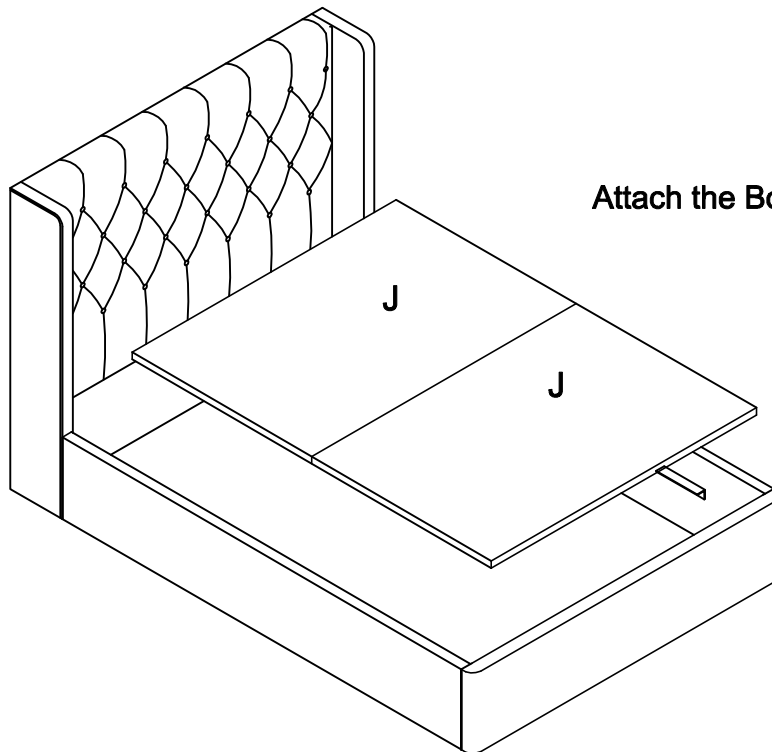
Use bolt (a) ,Washer (h)to fix the "L"Metal I using Allen Key (k) .

a  x12 h  x12 k  x1

feather&black

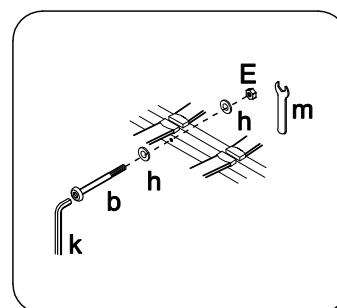
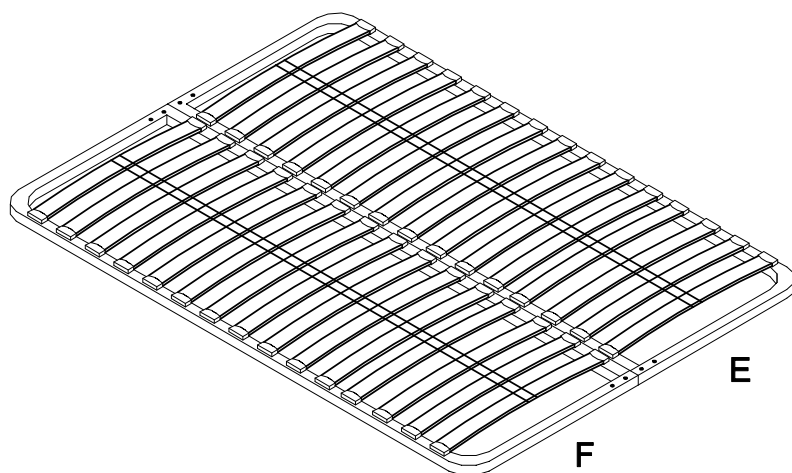
Ives ottoman Bed

3.

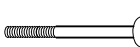

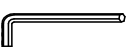



Attach the Bottom J

4.



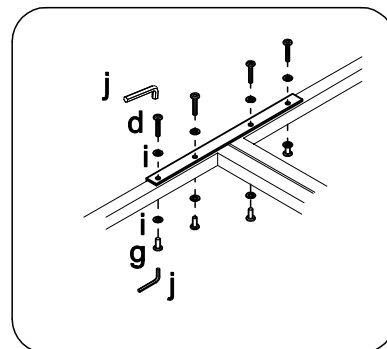
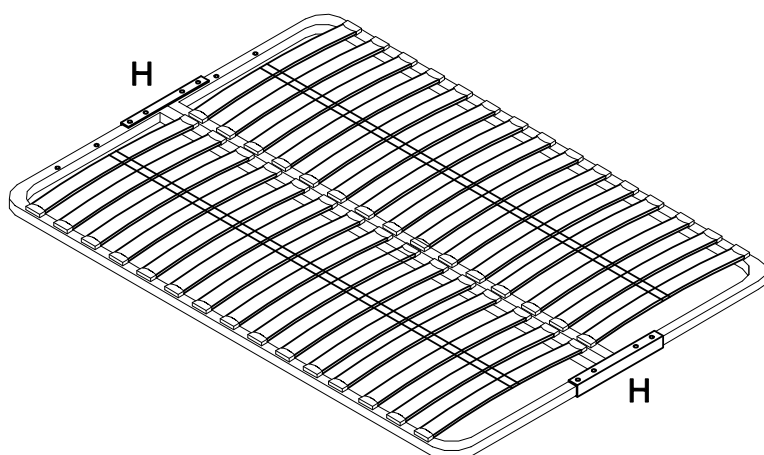
Attach the Base using bolt (b) ,Washer (h) and Allen key (k),(m)

b  x1 h  x2 e  x1 k  x1 m  x1





feather&black

Ives ottoman Bed

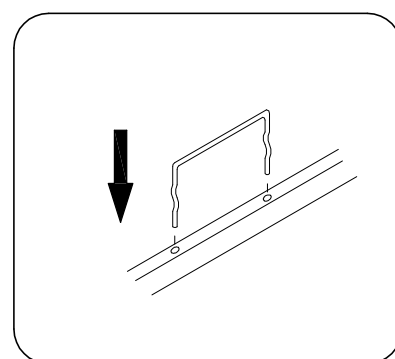
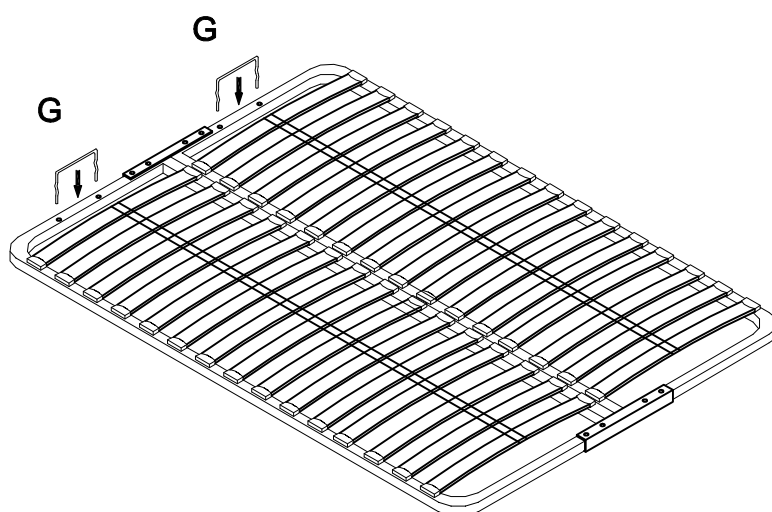
5.



Use bolt (d) ,Washer (i) and Nut (g) to fix the "U"Metal H using Allen Key (j) .

b  x8 i  x16 g  x8 j  x2

6.

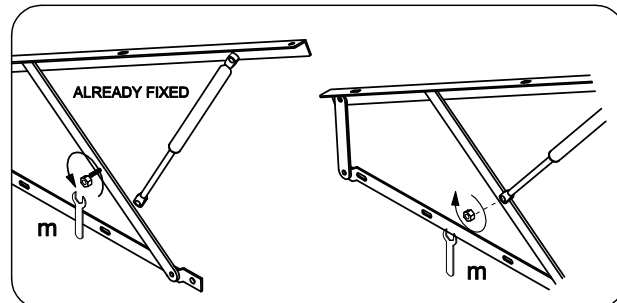
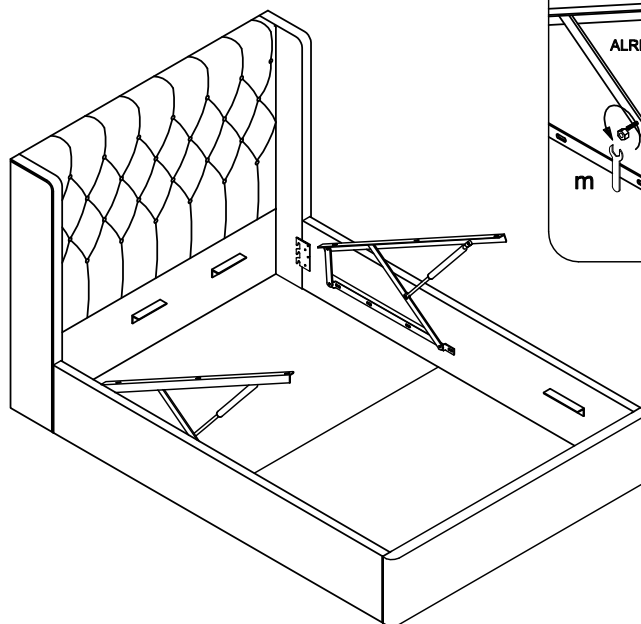



Attach the 'U' Metal G

feather&black

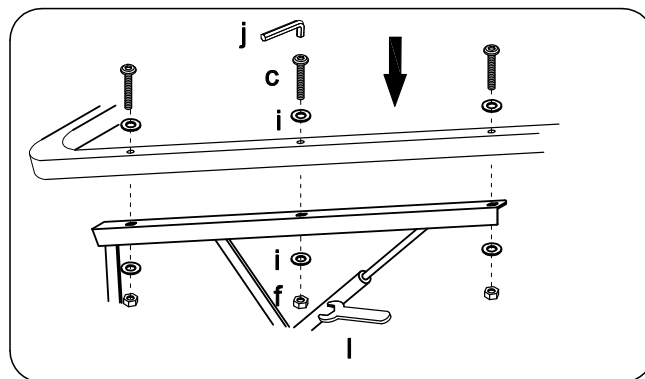
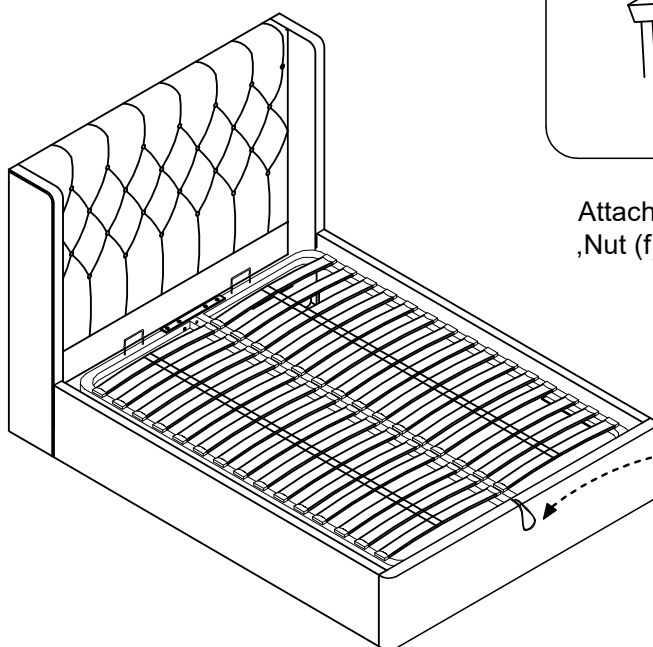
Ives ottoman Bed

7.

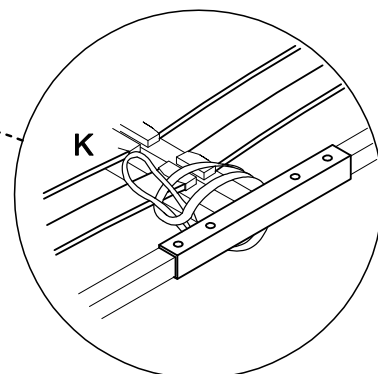


m  x1

8.



Attach the Base using bolt (c) ,Washer (i) ,Nut (f) and Allen key (j),(l)

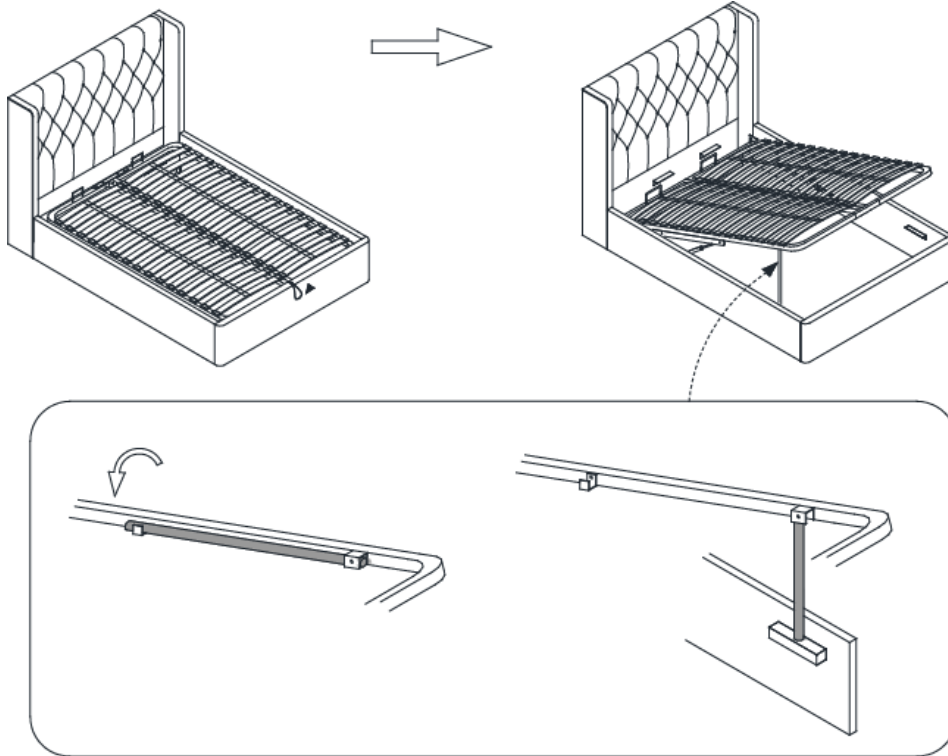


c  x6 i  x12 f  x6 j  x1 l  x1

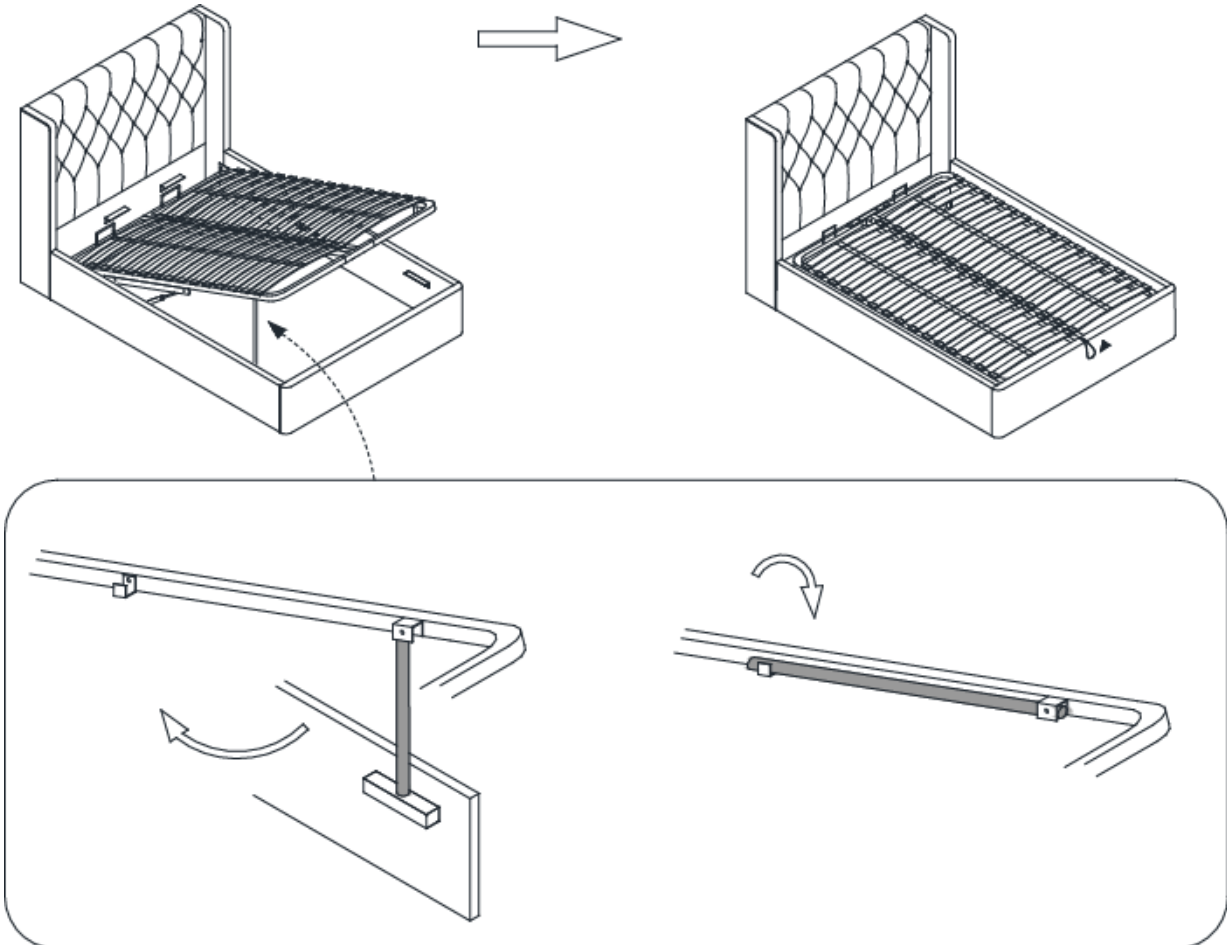
feather&black

Ives ottoman Bed

9.



10.



Warning

- You must ensure that the mattress is on the bed frame before operating the lift mechanism - Failure to do so could result in injury.
- Keep hands clear of the mechanism when opening or closing the ottoman.
- Beware of entrapment - Never reach in through the mechanism to access the storage area.
- Always ensure that the ottoman is FULLY opened before accessing the storage area.
- Do not exceed the maximum mattress weight as specified in the table below:

Bed	Bed Size	Piston Strength (N/M)	Min Mattress Weight (kg)	Max Mattress Weight (kg)
Deacon (manual)	Double	900	25	25
	King	900	25	45
	SuperKing	1000	28	50



- Use caution when operating, always use the handle when lifting.
- Note: This bed uses a pressurised mechanism.
- To be operated by adults only.
- Please ensure that children and pets are kept away from the bed when operating the lift mechanism.
- Keep children and pets away from the storage area.
- Do not overload the internal storage base.
- Do not stand inside the internal storage area of the bed.
- Before removing the mattress secure the frame to ensure it does not open unexpectedly.
- Do not attempt to lie on the mattress when the ottoman is in the raised position,
- When lifting the ottoman remove all bedding except the fitted sheet.