

feather & black

GATSBY TALL CHEST

IMPORTANT READ CAREFULLY – RETAIN FOR FUTURE REFERENCE

Thank you for buying the gatsby tall chest

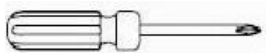
- Please take a few quite minutes to read these instructions
- The fittings pack contains small items which should be kept away from young children.
- This product is heavy, it should be assembled as near as possible to the point of use take care when lifting to avoid personal injury and (or) damage to the product.

PRODUCT CARE



- Clean using a suitable glass cleaner and a soft cloth. Do not use cleaning products containing abrasives since these will scratch the glass.
- When cleaning glass panels use a damp cloth or leather with washing up liquid or soft soap if necessary; do not use washing powders or any other substances containing abrasives since these substances scratch glass.
- Please take care when handling or moving the furniture as careless handling may cause damage or injury.
- Do not place very hot or very cold items on the glass surface(s) unless adequately thick table mats are used to prevent such items from coming into contact with the glass.
- Do not sit or stand upon the glass surface(s)
- Do not use the glass as a chopping surface. Do not strike the glass with hard or pointed items.

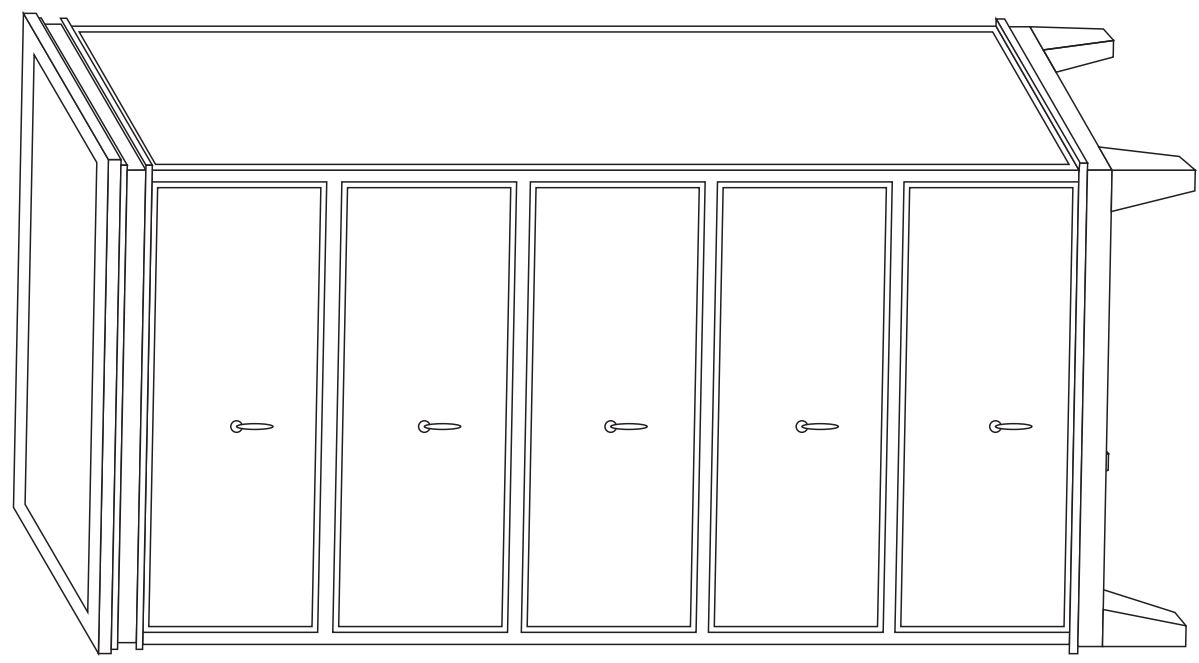
TOOLS REQUIRED

- Please use Philips Head Screwdriver (not included) to assemble the wall tie.



1

	PARTS	Q'TY
A	 M3.5 x 20	2PCS
B		2PCS



2

